


## OPEN BRAID




The Open Braid stitch is a open lacey design combined with a rib. Very pretty for afghans and baby blankets.



Start each row on top needle #1 wrapping the needle from outside.  
Bring yarn down to lower needle #4.




Continue wrapping from lower board to top board, wrapping every other needle. You will be weaving at wide angle.



When you get to end of your needles, you will need to wrap the last 3 needles consecutively. Take yarn straight across the board by wrapping both end pins.



Turn board around and return to beginning of board by wrapping the needles skipped on the first pass of the board. This will take you to needle on the return.



Wrap all skipped needles. You will still be wrapping every other needle.



At this end, also, you will have the last 3 needles wrapped consecutively in order to wrap all needles.

Hook over by lifting the lower loops over top of needles. You will have 1 loop left on all needles.



Authentic Knitting Board  
Copyright 2005  
All rights reserved