


Authentic Knitting Board



creating in double knit




Basic Increase Beginning and End of the knitting



1. At end stitch, lift the previous stitch to the adjacent empty needle.



2. Do this to the end needles on both boards.



3. You have added a new stitch, increased, on one end of board. If pattern calls for increase at both ends of board, you will do the same increase to other end.

Weave over all needles including the new end stitches.